



Western Interstate Commission for Higher Education

# Transfer, Learning Mobility, and Student Pathways

Olivia Tufo

Manager of Community Engagement and  
Development, Programs and Services

# TRANSFER OUTCOMES

## Examine Your State's Community College Transfer Outcomes

Tracking Transfer: Community College and Four-Year Institutional Effectiveness in Broadening Bachelor's Degree Attainment


**CCRC** COMMUNITY COLLEGE RESEARCH CENTER  
Teachers College, Columbia University

Select State:  National Comparison:  Subgroup Selection:  Filter by Gender:  Focus Four-Year Results by Sector:




■ U.S. Average

Community College Transfer Outcomes ⓘ



Four-Year Institutional Effectiveness ⓘ



State/Territory	Statewide Common Course Numbering	Transferable Core of Lower-Division Courses	Statewide Guarantee Transfer of an Associate Degree	Statewide Reverse Transfer
AK	No	Board Policy 10.04.062	No	No
AZ	Ariz. Rev. Stat. Ann. § 15-1824	Ariz. Rev. Stat. § 15-1824	No	No
CA	In Process Cal. Educ. Code § 66725.3  Cal. Educ. Code § 66725.5	Cal Educ. Code § 66720	No	No
CO	Colo. Rev. Stat. Ann. § 23-1-108.5	Colo. Rev. Stat. § 23-1-108.5	Colo. Rev. Stat. § 23-1-108	Colo. Rev. Stat. § 23-1-131
HI	Community Colleges Only UHCC Policy 5.301	UH System Policy E5.209	UH System Policy E5.209	UHCC Policy 5.206
ID	Board Policy III.N.6.B	Idaho Code Ann. § 33-3729	Idaho Code Ann. § 33-3729	No
MT	No	Board Policy 301.10	No	No
NV	Board of Regents Title 4, Chapter 14, Section 17	Board of Regents Title 4, Chapter 14, Section 16 and Nev. Rev. Stat. 396.568	Board of Regents Title 4, Chapter 14, Section 16 and Nev. Rev. Stat. § 396.568	Board of Regents Title 4, Chapter 14, Section 19
NM	N.M. Stat. Ann. § 21-1B-3	N.M. Stat. Ann. § 21-1B-3	N.M. Stat. Ann. § 21-1B-3	No
ND	Board Policy 403.7.3  New Board Policy 412	Board Policy 403.7  New Board Policy 412	No	No
OR	OAR 350.429	OAR 350.400 OAR 350.404	Higher Education Coordinating Commission 589-006-0050(6)	Or. Rev. Stat. § 350.395
SD	Board Policy 2:8	S.D. Codified Law § 13-53-43 Board Policy 2:5	Board Policy 2:26	No
UT	Utah Code Ann. § 53B-16-105	Board Policy R470-7.1.2	Board Policy R470-7.2.2	No
WA	Community Colleges Only SBCTC Policy 4.30.15	Wash. Rev. Code Ann. § 28B.10.696	Wash. Rev. Code Ann. § 28B.10.696	Session Law Ch. 19; SBCTC 4.30.30
WY	Wyo. Stat. Ann. § 21-18-202	No	Wyoming Community College Articulation Agreement	No
U.S. Pacific territories and Freely Associated States	No	No	No	No

# HURDLES TO TRANSFER SUCCESS



TRANSPARENCY



MAJOR AND  
DEGREE  
REQUIREMENTS



ACADEMIC AGENCY



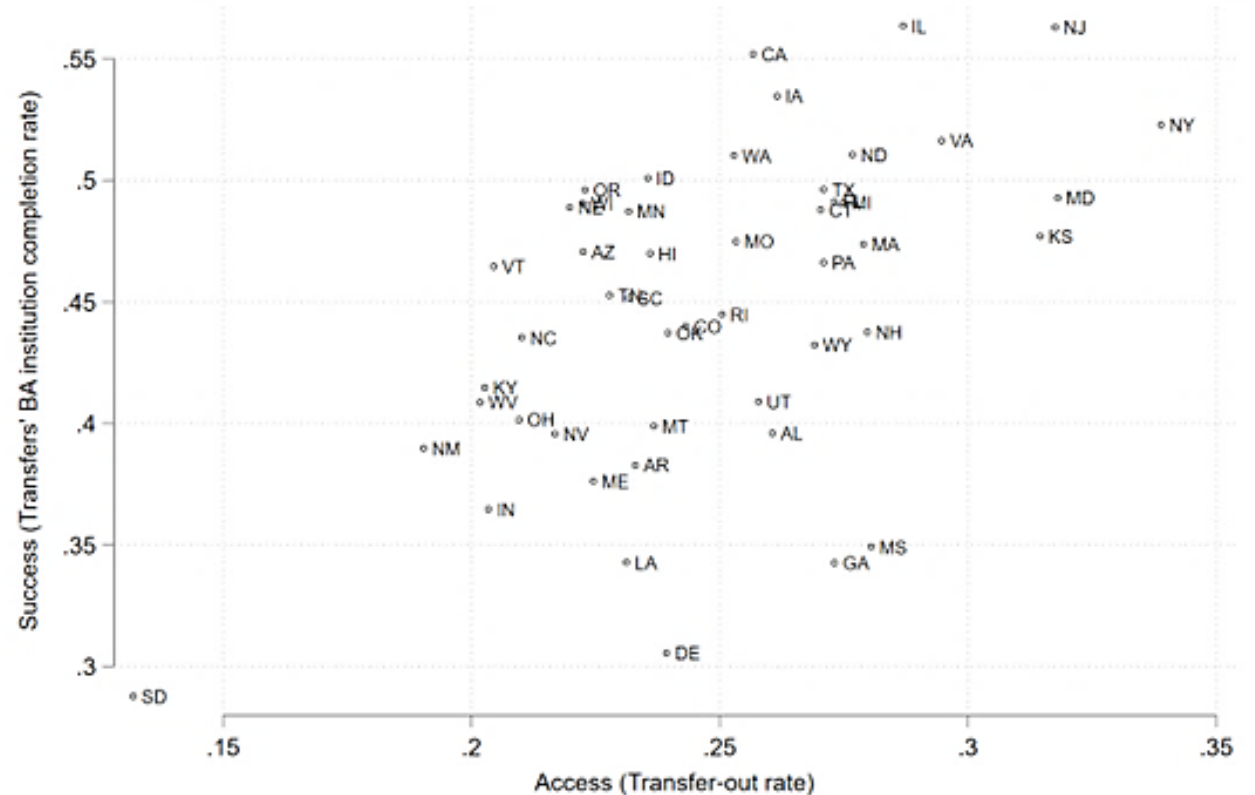
TRANSLATING THE  
CREDIT HOUR



PRIVATE  
INSTITUTIONS

# STATE-LEVEL ACCESS AND SUCCESS METRICS

- ▶ The Department of Education released new data on transfers that spotlights the top two-year and four-year institutional partnership in each state.
- ▶ The report includes state and institution-level findings.
- ▶ States' overall performance seems to be driven in part by the performance of dyads within each state, particularly involving large community colleges.



# LEARNING MOBILITY AND TRANSFER

**Microcredentials**

**Non-credit bearing credentials**

**Stackable credentials**

**Credit for prior learning**

**“Connecting credit and non-credit systems is difficult. It is essential...to ensure that the valuable continuing professional education (which constitutes a majority of skills-centered credentialing at institutions) is legitimized and incorporated into high-value credentials. The challenge of translating the academic language of learning outcomes into learner/employment-facing skills language will require significant effort.” – The American Association of Collegiate Registrars and Admissions Officers (AACRAO), on learning mobility**

# SOURCES

- ▶ Bheavner. (2023, November 9). *New measures of postsecondary education transfer performance: Transfer-out rates for community colleges, transfer student graduation rates at four-year colleges, and the institutional Dyads contributing to transfer student success.* ED.gov Blog. [https://blog.ed.gov/2023/11/new-measures-of-postsecondary-education-transfer-performance-transfer-out-rates-for-community-colleges-transfer-student-graduation-rates-at-four-year-colleges-and-the-institutional-dyads-contributi/?utm\\_content=&utm\\_medium=email&utm\\_name=&utm\\_source=govdelivery&utm\\_term=](https://blog.ed.gov/2023/11/new-measures-of-postsecondary-education-transfer-performance-transfer-out-rates-for-community-colleges-transfer-student-graduation-rates-at-four-year-colleges-and-the-institutional-dyads-contributi/?utm_content=&utm_medium=email&utm_name=&utm_source=govdelivery&utm_term=)
- ▶ Learning mobility. (n.d.). <https://www.aacrao.org/our-work/learning-mobility#principles>
- ▶ *Tracking transfer: State-by-state outcomes.* Community College Research Center. (n.d.). <https://ccrc.tc.columbia.edu/tracking-transfer-state-outcomes.html>
- ▶ Wilkins, J. (2024, January 27). *50-state comparison: Transfer and articulation policies.* Education Commission of the States. <https://www.ecs.org/50-state-comparison-transfer-and-articulation/>