

ACADEMIC YEAR 2023-24

**\$248M**

**TOTAL SAVED**

by California students through WICHE Student Access Programs

**\$234.6M**

**SAVED**  
through WUE

**\$13.3M**

**SAVED**  
through WRGP

WESTERN UNDERGRADUATE EXCHANGE



Saves **UNDERGRADUATE** students on out-of-state tuition. They pay no more than 150% of in-state tuition at partner institutions across the West.

Top California WUE schools for out-of-state undergraduate students:

- ▶ Cal Poly Humboldt (217)
- ▶ California State University, Sacramento (132)
- ▶ California State University, Chico (111)

Top out-of-state WUE schools for California undergraduate students:

- ▶ University of Nevada, Reno (2,662)
- ▶ University of Hawai'i at Mānoa (2,031)
- ▶ Northern Arizona University (1,996)

WESTERN REGIONAL GRADUATE PROGRAM



Saves students on out-of-state **GRADUATE** certificate, master's, and doctoral programs. They pay no more than 150% of in-state tuition at partner institutions across the West.

Top California WRGP schools for out-of-state graduate students:

- ▶ Cal Poly Humboldt (24)
- ▶ San Francisco State University (9)
- ▶ California State University, Monterey Bay (5)

Top out-of-state WRGP schools for California graduate students:

- ▶ University of Hawai'i at Mānoa (196)
- ▶ University of Colorado Denver (84)
- ▶ University of Arizona (74)

PROFESSIONAL STUDENT EXCHANGE PROGRAM



Helps students pursuing careers in **10 HEALTH FIELDS**. They can enroll in programs in the WICHE region and receive substantial tuition support from their home state/territory.

California doesn't use PSEP for its residents because it operates public programs in most PSEP fields, with the exception of osteopathic medicine and podiatry.

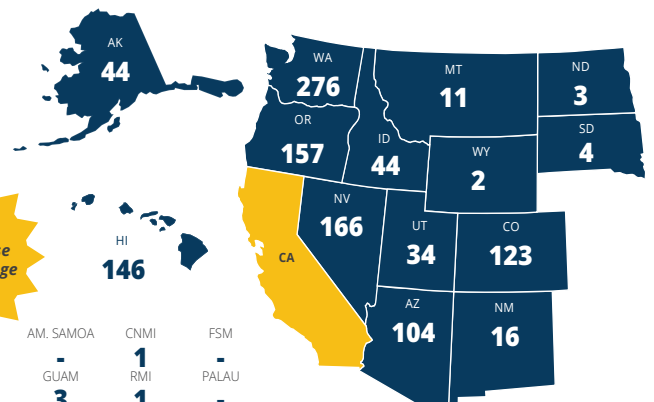
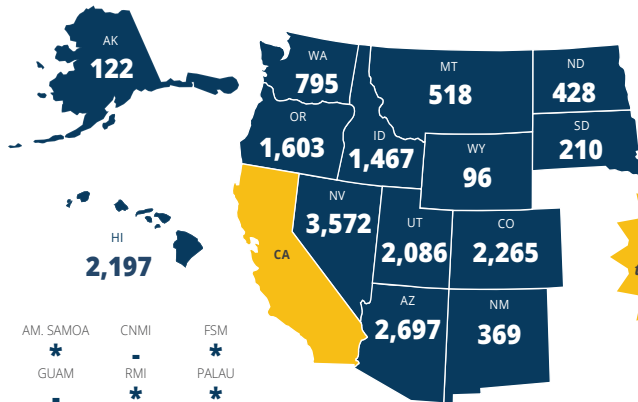
However, California institutions and their local economies still benefit from PSEP. This year, 41 PSEP students enrolled in programs located in California. Institutions received \$955,300 in support fees to reduce the students' tuition costs.

**151,185% ROI** Gained on California's WICHE annual dues (\$164,000/FY 2024)

## WUE

WUE STUDENTS FROM CALIFORNIA: **18,425**

WUE STUDENTS TO CALIFORNIA: **1,135**



1,135 WUE students chose to attend college in California

AM. SAMOA \*  
GUAM -  
FSM \*  
RMI \*  
PALAU \*

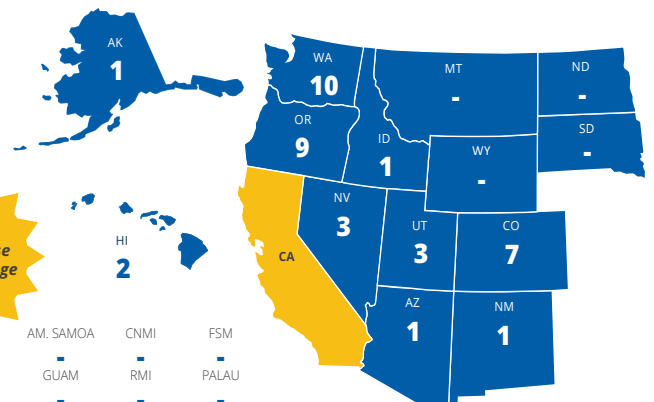
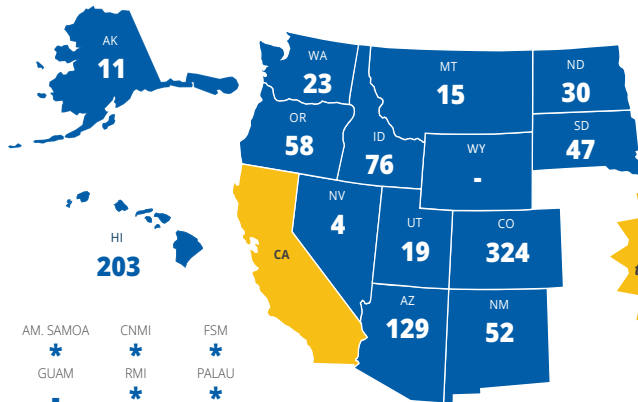
AM. SAMOA -  
GUAM 3  
CNMI 1  
RMI 1  
FSM -  
PALAU -

\* Currently do not have any participating WUE schools.

## WRGP

WRGP STUDENTS FROM CALIFORNIA: **991**

WRGP STUDENTS TO CALIFORNIA: **38**



38 WRGP students chose to attend college in California

AM. SAMOA \*  
GUAM -  
FSM \*  
RMI \*  
PALAU \*

AM. SAMOA -  
GUAM -  
CNMI -  
RMI -  
FSM -  
PALAU -

\* Currently do not have any participating WRGP schools.

## WHAT STUDENTS ARE SAYING



“It has always been a goal of mine to remove the financial burden of tuition from my parents’ shoulders. WUE made this possible.”

**ETHAN**, California resident, Bachelor of Science in Forestry, Oregon State University

## Regional collaboration

WICHE brings together senior academic leaders to foster dialogue about issues facing individual institutions through its leadership and professional development networks.

### WESTERN ALLIANCE OF COMMUNITY COLLEGE ACADEMIC LEADERS – 2-YEAR INSTITUTIONS

- ▶ California Community Colleges Chancellor's Office
- ▶ Cerritos College

Aisha Lowe, California Community Colleges, is a member of the Alliance executive committee.

### WESTERN ACADEMIC LEADERSHIP FORUM – 4-YEAR INSTITUTIONS

- ▶ California State University, Long Beach
- ▶ California State University, Northridge
- ▶ University of California, San Diego

Karyn Scissum Gunn, California State University, Long Beach is a member of the Forum executive committee.

**WESTERN ACADEMIC LEADERSHIP ACADEMY** is a yearlong professional development program for academic leaders aspiring to become chief academic officers in the WICHE region. Eleven cohort members from California institutions have participated in the Academy since its inception in 2015.

Karyn Scissum Gunn, California State University, Long Beach, will serve as a primary faculty member for the Academy as of July 2024. Glen Nelson, California State University Monterey Bay, serves as a guest faculty member for the Academy.

**NO HOLDING BACK** California State University, Fullerton is one of 12 WICHE institutions that participated in 2022-23 in analyzing data, policies and practices related to transcript and registration holds, contributing toward tools for other institutions to undertake this work.

**COSTS-SAVINGS PROGRAMS** Thanks to collaboration with the Midwestern Higher Education Compact (MHEC), one of four U.S. regional higher education compacts, WICHE-region educational institutions, nonprofits, and public education entities can benefit from three programs: MHECtech, which provides competitively bid purchasing contracts for an array of hardware, software, and technology services; MHECare, which provides a student health insurance plan and teletherapy services; and a MHEC Cyber Insurance Program, which offers risk transfer and advisory solutions.

## Optimal behavioral health care

WICHE Behavioral Health Program (BHP) administers the national **RURAL COMMUNITIES OPIOID RESPONSE PROGRAM (RCORP)**, a multiyear initiative supported by the Health Resources & Services Administration to identify treatment barriers and best practices for preventing and treating substance use disorder, including opioid use and psychostimulant use disorders. In California, the RCORP program supports Ampla Health and Redwood Community Services as grantees.

**TOGETHER WITH VETERANS (TWV) – RURAL VETERAN SUICIDE PREVENTION PROGRAM** is a national program that enlists rural Veterans and local partners to join forces to reduce Veteran suicide in their own communities. Funded by the US Department of Veterans Affairs and administered by the WICHE BHP, TWV provides communities with individualized coaching, tools, training, technical assistance, and resources to implement the program in their own communities. The BHP supports 38 rural communities as far east as New Hampshire and as far west as Guam, and of those, supports 18 rural communities in the WICHE region. The TWV Program has one site in Mariposa County, California, and has served nearly 1,600 rural veterans from that area.

## Sound public policy

**KNOCKING AT THE COLLEGE DOOR** is the leading U.S. resource for projections of college-ready students. *Knocking*, which includes a quadrennial publication with additional analysis, is essential for postsecondary policymakers, planning and workforce efforts, and economic development. Visit [knocking.wiche.edu](http://knocking.wiche.edu) to access reports, interactive dashboards, webinars, presentations, as well as state-level data.

**DATA RESOURCES** WICHE offers curated data and policy resources to support better-informed decision-making. WICHE's research projects and collaborations cover postsecondary completion, health workforce development, behavioral health in postsecondary education, open educational resources (OER), state finance, prior learning assessment, and more.

- ▶ **Tuition and Fees in the West** includes tuition, fees, and enrollment data about 350+ public institutions in the West.
- ▶ **Benchmarks: WICHE Region** presents information on the West's progress in improving access to, success in, and financing of higher education.
- ▶ Data on over 35 indicators in WICHE's **Regional Fact Book for Higher Education in the West**.

**DATA EXPERTS** WICHE staff provide analysis on finance, financial aid, articulation and transfer, strategic planning, student demographics, and more, as well as host peer-to-peer calls of state, system, and institutional chief academic officers to identify areas of potential collaboration and resource sharing across the West.

**STATE PROJECTS** WICHE experts are providing support California's task force on open educational resources. The state's task force will guide the use of the historic investment in the development, adoption, and use of zero cost course materials to support student success.

WICHE has convened staff from across the region in a collaborative network to identify challenges and promising practices to help address workforce shortages in the health sector. Through this effort, WICHE members are able to share innovative approaches and collaborate to solve the complex challenges in this sector.

## Innovative solutions

**WCET – THE WICHE COOPERATIVE FOR EDUCATIONAL TECHNOLOGIES** is the leader in the practice, policy, and advocacy of technology-enhanced learning in higher

education. Its growing membership includes institutions, higher education agencies and systems, nonprofit organizations, government agencies, and corporations in all U.S. states and several Canadian provinces. WCET members include The California State University Office of the Chancellor, California Community College Chancellor's Office, and 20 other California institutions and organizations. See [wcet.wiche.edu/current-members](http://wcet.wiche.edu/current-members) for a complete list

Jory Hadsell, Foothill-De Anza Community College District, serves on the WCET Steering Committee and on the Executive Council.

**STATE AUTHORIZATION NETWORK (SAN)** helps guide institutions through state regulations around online courses and programs. California has 184 members. See [wcetsan.wiche.edu/member-institutions-organizations](http://wcetsan.wiche.edu/member-institutions-organizations) for a complete list.

WICHE has convened the **OERWEST NETWORK**, which is part of a nationwide collaborative to scale the development and adoption of free course materials. Open educational resources (OER) have shown promise in improving student outcomes, particularly for poverty-affected students, for whom the high cost of textbooks can be a barrier to postsecondary success.

### CALIFORNIA COMMISSIONERS



**Ellen Junn**  
President Emerita,  
California State  
University, Stanislaus



**Robert Shireman**  
Senior Fellow, The  
Century Foundation



**Vacancy**

### LEGISLATIVE ADVISORY COMMITTEE

**VACANCY**